

## Research Identifiers Fact Sheet

### ResearchNow

This fact sheet is one of a series available that discusses how to create and manage an online academic profile. For research assistance contact the [Flinders University Library](#).

#### Why Research Now?

- ResearchNow is Flinders University's research management system. Data in ResearchNow is used for reporting (and promotions) as well as your public research profile.
- Add Scopus Author ID to populate your publications profile.
- Add your ORCID to link online identities together and keep your ORCID up-to-date seamlessly.
- Be notified when new research outputs are ready to be brought into ResearchNow from Scopus.

Follow the step-by-step instructions in the next pages to [add your Scopus Author ID](#), [link your ORCID](#), and [enable notifications](#) to make populating your ResearchNow profile as easy as possible.

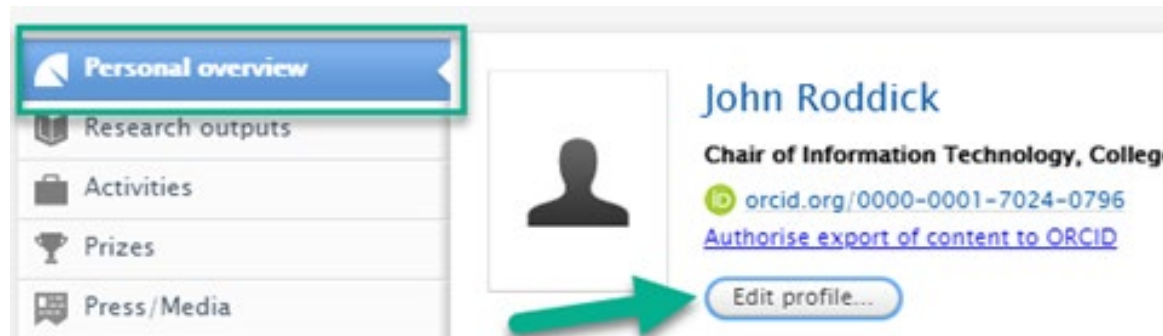
#### Link Scopus step-by-step guide

Add Scopus Author ID. Ensures you are set up to be notified when new publications are ready to be brought in from Scopus.

1. Go to *ResearchNow* via Okta Dashboard.



2. In Personal overview go to Edit profile.



3. Go to ID *Add ID*.

ID: 1229282 **Mr Grant Jackson**  
Person

EDIT

- Metadata
- Portal profile
- Highlighted content
- Associated user
- Manage duplicates
- Automated search

OVERVIEW

- Relations
- Fingerprints
- Display

HISTORY AND COMMENTS

- History and comments

Personal identification ⓘ

First name(s) Last name\*  
**Grant** **Jackson**

Gender\* Date of birth Nationality  
Male  Example: 21/10/2002

Name variant  
**Grant Jackson** Known as name  Edit -

Title  
**Mr** Pre-nominal title  Edit -

ID

4. Select *Scopus Author ID* from drop-down list and look up *Scopus Author ID* by selecting *Find your ID in Scopus*.

ID

ID type

ID\*

Don't know your Scopus Author ID? [Find your ID in Scopus](#)

5. In Scopus find and copy your Scopus Author ID. Need help? Go to Scopus ID management.

## Author details

< Return to search results 1 of 6 Next >

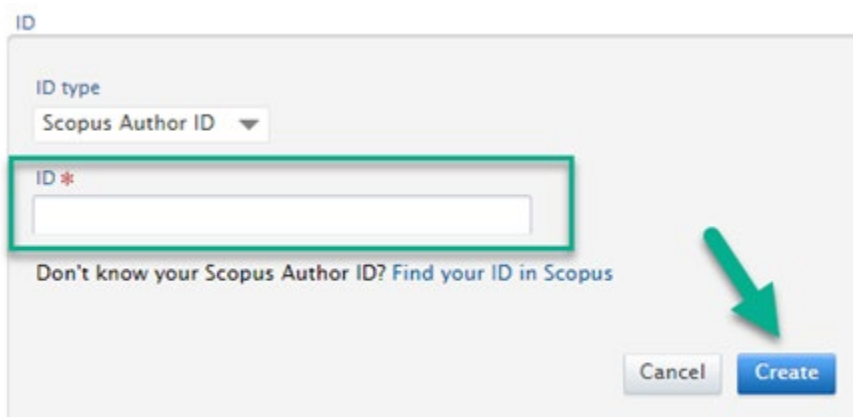
**Varnava, Andrekos**

Author ID: 14029329100

<http://orcid.org/0000-0001-6105-9346>

Affiliation(s): ⓘ  
Flinders University, Adelaide, Australia

6. In ResearchNow, enter Scopus Author ID and create.



7. Select Save.



Need to merge Scopus Author IDs? Go to Scopus ID management.

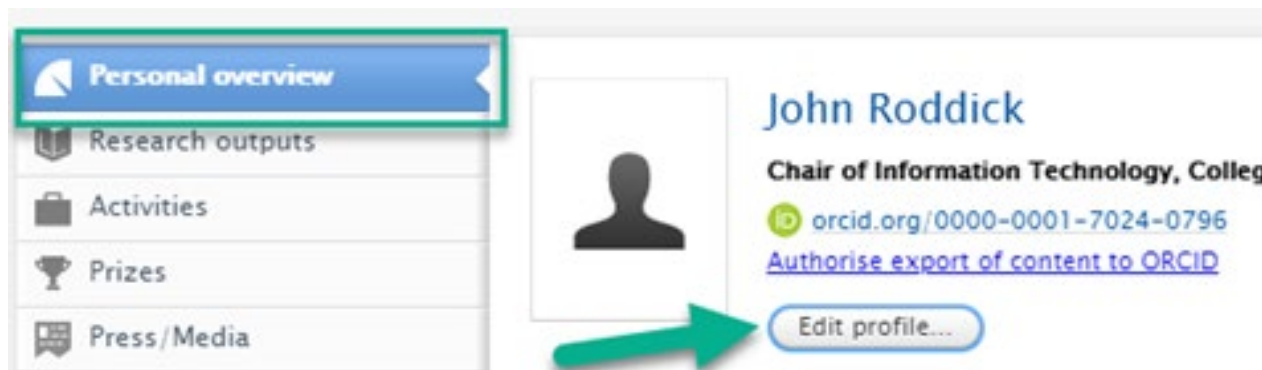
### Link ORCID step-by-step

ResearchNow keeps your ORCID profile up-to-date by an automatic feed that pushes your publications to ORCID.

1. Go to *ResearchNow* via Okta Dashboard.



2. In Personal overview go to Edit profile.



3. In ORCID either:

a. Select Create or Connect your ORCID ID.

flinders-staging.elsevierpure.com/admin/editor/dk/atira/pure/api/shared/model/person/editor/personeditor.xhtml?id=

ID: 1229282 **Mr Grant Jackson**  
Person

EDIT

**Metadata**

- Portal profile
- Highlighted content
- Associated user
- Manage duplicates
- Automated search

OVERVIEW

- Relations
- Fingerprints
- Display

HISTORY AND COMMENTS

- History and comments

Personal identification ⓘ

First name(s) Last name\*  
**Grant Jackson**


Gender\* Date of birth Nationality  
**Male**  **Select nationality...**  
Example: 21/10/2002

Name variant  
**Grant Jackson** Known as name  Edit -

Title  
**Mr** Pre-nominal title  Edit -

ID

ORCID



b. Authorise export of content to ORCID.

ID: 5214812 **Professor John Roddick**  
Person

EDIT

**Metadata**

- Portal profile
- Highlighted content
- Associated user
- Automated search

OVERVIEW

- Relations
- Fingerprints
- Display

HISTORY AND COMMENTS

- History and comments

Personal identification ⓘ


First name(s) Last name\*  
**John Roddick**

Name variant  
**John Roddick** Known as name  
**J Roddick** Default publishing name

Title  
**Professor** Pre-nominal title

ID  
**7006486878** Scopus Author ID  
**test** Researcher ID

ORCID



4. Select Proceed to Connect with your ORCID ID.

### Connect with your ORCID ID

You will now be directed to the ORCID site where you can generate your ORCID ID (if you don't already have one) and/or authorise the export of content (e.g. research outputs) from Pure to your ORCID record.

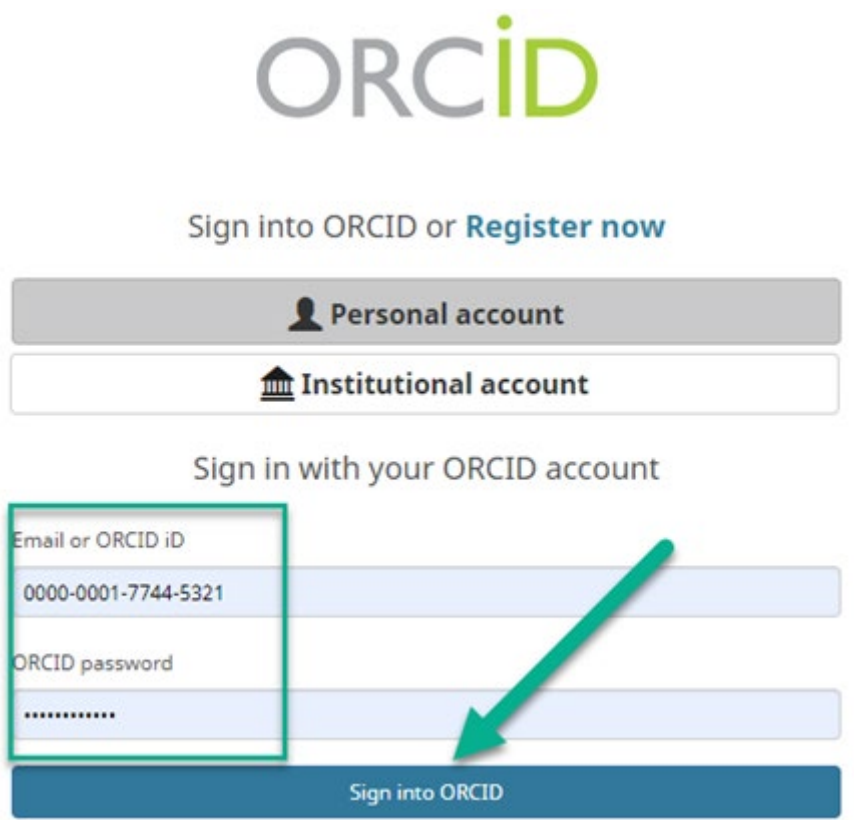
Upon setup, Pure will export the following content immediately, and then subsequently automatically update it at a frequency determined by your Pure administrator:

- Institutional organisational affiliation
- Other personal identifiers (e.g. Scopus author ID, Researcher ID)
- Your Pure Portal URL
- Your research outputs, where:
  - the publication status is either 'E-pub ahead of print' or 'Published'
  - the visibility of the record is 'Public - No restriction'
  - the workflow step is at least 'For validation'.

Cancel Proceed



5. Sign in to your ORCID and authorise Flinders University.




6. No ORCID? Create your ORCID and then authorise Flinders University.

# ORCID

Already have an ORCID ID? [Sign In](#)

Per ORCID's [terms and conditions](#), you may only register for an ORCID ID for yourself.

First name

Last name (Optional)

6. Save



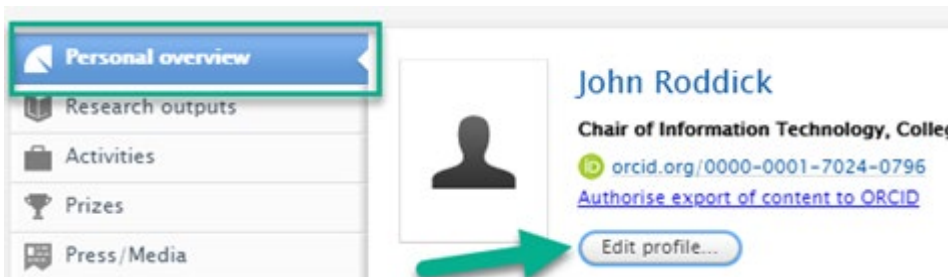
## Notify new outputs step-by-step guide

Turn on Automated Search. This ensures ResearchNow looks for your new publications in Scopus and notifies you by email when they are ready to be brought into your profile.

1. Go to *ResearchNow* via Okta Dashboard.



2. In Personal overview go to Edit profile.





- Go to Automated search on left-hand side menu. Tick Inform me by email when candidates are found. Ensure Enable automated search is set to on.

ID: 5214812 **Professor John Roddick**  
Person

**EDIT**

- Metadata
- Portal profile
- Highlighted content
- Associated user
- Automated search**

**OVERVIEW**

- Relations
- Fingerprints
- Display

**HISTORY AND COMMENTS**

- History and comments

### Set up automated search for publications in online sources

For sources with name search enabled, we will search for all your past publications. For sources with name search disabled, we will search for your publications in the last 3 years (1,095 days). New searches are performed every 7 day(s). When we find a candidate, we will send a message in Pure. Below you can choose to receive an email as well.

Inform me by email when candidates are found (susie.meszaros@flinders.edu.au)

### Enable automated search

**Scopus** On

ORCID  
0000-0001-7024-0796

Scopus author ID  
7006486878 Edit

Preview candidates Latest search: 26 Jul 2020 0:02  
Next search: 2 Aug 2020 0:02 Reset history

Getting candidates that are not yours? [Remove incorrect Scopus IDs](#) or [provide feedback to Scopus](#)

- Save



<b>Team:</b>	College & Research Library Services
<b>Subject:</b>	Research Identifiers
<b>Fact Sheet No.</b>	2 of 4
<b>Last Updated:</b>	9 November 2020